



DUE DATE: 9 de mayo

This is a graded project!!!!



- El calendario
 - Read the Rubric with the instructions.
 - Make sure you complete the project in DUE TIME.
 - I will give you time in class to complete it BUT YOU CAN WORK AT HOME TOO!!


Agenda

1. Warm-up: Write the time in Spanish
 2. Mi vida loca (2 episodes)
 3. Jeopardy game with cultural information
- 

Telling time:

- To ask the time you say:

¿Qué hora es?



Warm up!!!

- Tell me the time:

- 11:50

- 1:30

- 12:00 am

- 4:45

- 3:15

- 7:25

- 6:00


- 9:45

- 4:24

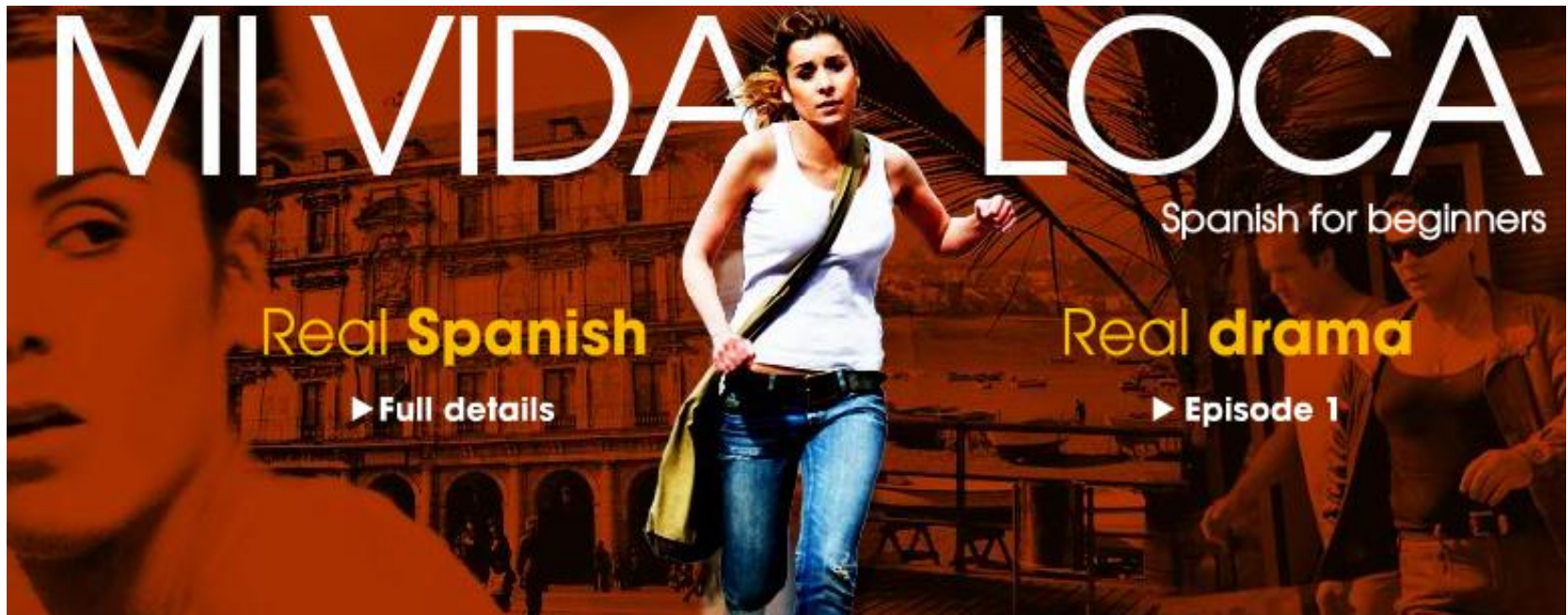
- 1:17

- At 9:50

- At 3:15



Mi vida loca...

The banner features a central image of a woman in a white tank top and blue jeans running through a city street. The background is a warm, orange-toned scene with buildings and palm trees. On the left, a close-up of a woman's face is visible. The title 'MI VIDA LOCA' is written in large white letters across the top. Below the title, the text 'Spanish for beginners' is on the right, and 'Real Spanish' and 'Real drama' are in yellow on the left and right respectively. At the bottom, there are two call-to-action buttons: 'Full details' and 'Episode 1', both with a play icon.

MI VIDA LOCA

Spanish for beginners

Real Spanish

► Full details

Real drama

► Episode 1

<http://www.bbc.co.uk/languages/spanish/mi-vidaloca/>