



# Correct La Tarea


- Write the time
  - 6:00
  - 9:45
  - 4:24
  - 1:17
  - At 9:50
  - At 3:15



**DUE DATE:**

**13 de septiembre**

This is a graded project!!!!




- El calendario
  - Read the Rubric with the instructions.
  - Make sure you complete the project in DUE TIME.
  - I will give you time in class to complete it BUT YOU CAN WORK AT HOME TOO!!

# Vocabulario útil

- Easter: Pascua
- Thanksgiving: Día de acción de gracias
- Día de los Muertos: Day of the Dead (1º y 2 de noviembre)
- Día de San Valentín: Valentine's Day: 14 de febrero
- Día de San Patricio: St. Patrick's Day: 17 de marzo

# La hora pt 3



- As in English, you may use the hour and minutes to tell the time after the 30 minute marker.
- 7:40      Son las siete y cuarenta.
- 12:45     Son las doce y cuarenta y cinco.
- 9:32      Son las nueve y treinta y dos.




# ¿A qué hora? \*

- At what time? \*
- To tell at what time something occurs use
- A las... or a la...
- Ejemplos

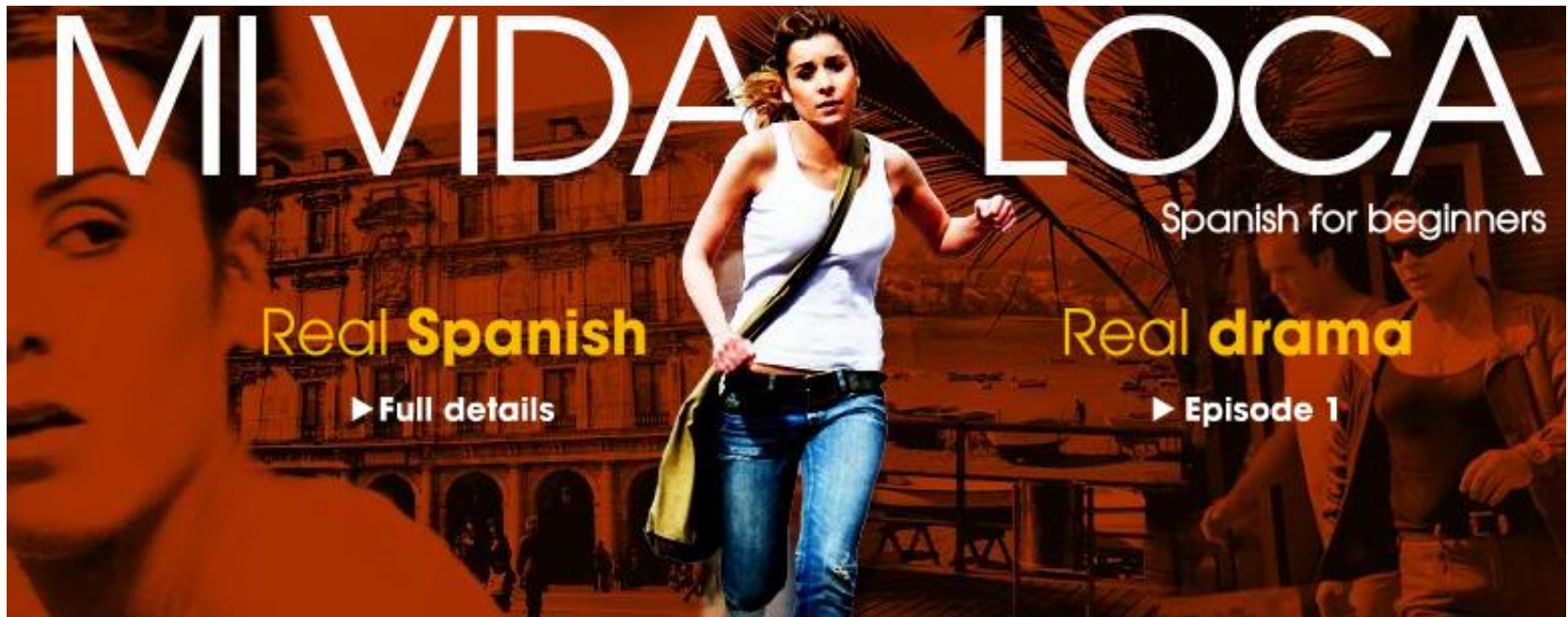
¿A qué hora tienes arte? (At what time do you have art?)

A las dos y cuarenta y cinco. (At

2:45)



# Mi vida loca...

The banner features a central image of a woman in a white tank top and blue jeans running through a city street. The background is a warm, orange-toned collage of Spanish cityscapes and people. The title 'MI VIDA LOCA' is written in large, white, sans-serif capital letters across the top. Below the title, the text 'Spanish for beginners' is on the right. On the left, 'Real Spanish' is written in yellow, with '► Full details' below it. On the right, 'Real drama' is written in yellow, with '► Episode 1' below it.

**MI VIDA LOCA**

Spanish for beginners

Real **Spanish**

► Full details

Real **drama**

► Episode 1

<http://www.bbc.co.uk/languages/spanish/mi-vidaloca/>