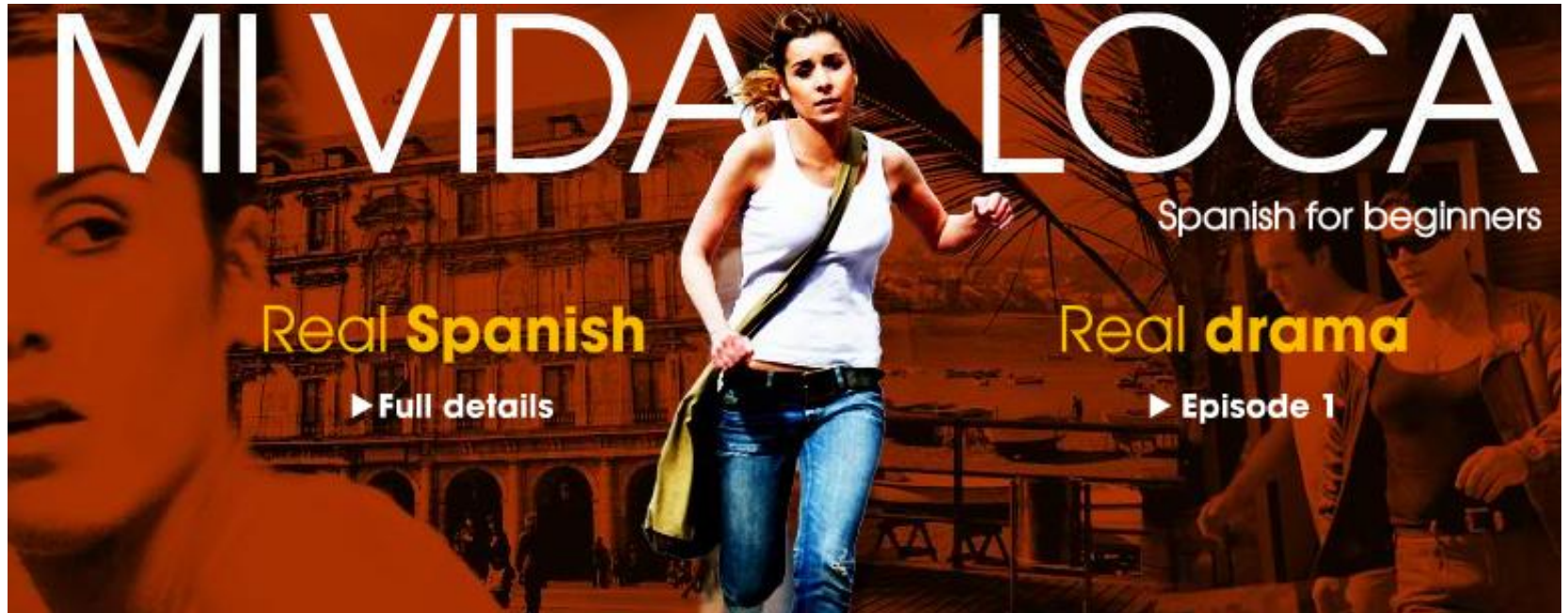


# Mi vida loca...Episode 12



<http://www.bbc.co.uk/languages/spanish/mi-vidaloca/>

# Take your drawing from yesterday out...

- I am going to say some sentences and on your papers you are going to mark with the alternative A, B, C, D, etc..
- Put the letter next of the number of the box.
- I will collect these papers at the end...


# Minicuento 1

---

## ▶ Vocabulario

- ▶ Hay: There is/There are
- ▶ Dice: He/She says
- ▶ Una chica: A girl
- ▶ Un chico: A boy
- ▶ Guapo: Handsome
- ▶ Habla: He/She speaks
- ▶ Trabaja: He/She works



- 
- ▶ Estudia un montón: He/she studies a lot
  - ▶ Se llama: His/Her name is
  - ▶ Está aburrido/aburrida: He/She is bored
  - ▶ Entonces: Then
  - ▶ Grita: He/She screams
  - ▶ Conmigo: With me
  - ▶ Contigo: With you
  - ▶ Está feliz: He/She is happy
- 
- 


# Minicuento 2

---

## ▶ Vocabulario

- ▶ Es estudioso/a: He/She is studious
- ▶ Es perezoso/a: He/She is lazy
- ▶ ¡Qué lastima!: What a pity!
- ▶ Está triste: He/She is sad
- ▶ Tiene prisa: He/She is in a hurry
- ▶ Cada día; Every day
- ▶ Rápido: Fast
- ▶ Le pregunta: He/She asks him or her



- 
- ▶ Está enojado/a: He/She is mad
  - ▶ Pero: But
  - ▶ Se ríe: He/She laughs
  - ▶ Se cae: He/She falls
  - ▶ Corre: He/She runs
  - ▶ Para nada: at all
  - ▶ Simpático/a: Nice
- 
- 

## Minicuento 2

---

- ▶ Hay un chico. Se llama Taylor Lautner. Taylor es **SUPER GUAPO!!!** Taylor **es estudioso**, pero **tiene prisa** un montón. **Cada día Taylor corre**. Entonces, hay una chica. Se llama Lucy. Lucy **es perezosa** ¡Ella no es **simpática para nada!** Ella **le pregunta** a Taylor: “**¿Tienes prisa?**” Taylor dice: Si. Un día, Taylor **tiene MUCHA prisa**. Taylor **corre rápido**. Corre muy rápido y **se cae**. Taylor **está enojado**. ¡**MUY ENOJADO!!!!** Lucy **se ríe** mucho. **Se ríe** un montón. Taylor **está triste**. ¡Qué lastima!
- 



- Using the vocabulary from the story before, let's act the story...



Retell the story...



# Write...

---

- ▶ With the vocabulary before, rewrite your own story. Use vocabulary from the school and the one from Minicuento 1 and 2. Be creative!!! Draw something that represent the story in each box.
  
- ▶ Let's present it in class...

