


Calentamiento: Practice GREETINGS

- ▶ Make two lines where you are facing one another.
 - ▶ Greet each other. Say your name and ask the other person's name. Give a "courtesy greeting" such as NICE TO MEET YOU. Ask where they are from and how they are. Finally, say goodbye.
 - ▶ When both partners finish the line that is closer to me, the line that looks at the white board will move one space...
- 


Show your work: We do...

- Create a four line dialogue where you address an adult and a peer. You can take the same dialogue and transform it to **USTED**.
 - Example:
 - Hola Sr. Perez, ¿cómo está?
 - Muy bien, gracias...¿Y Ud.?
 - Bien también, Adiós
 - Hasta Luego

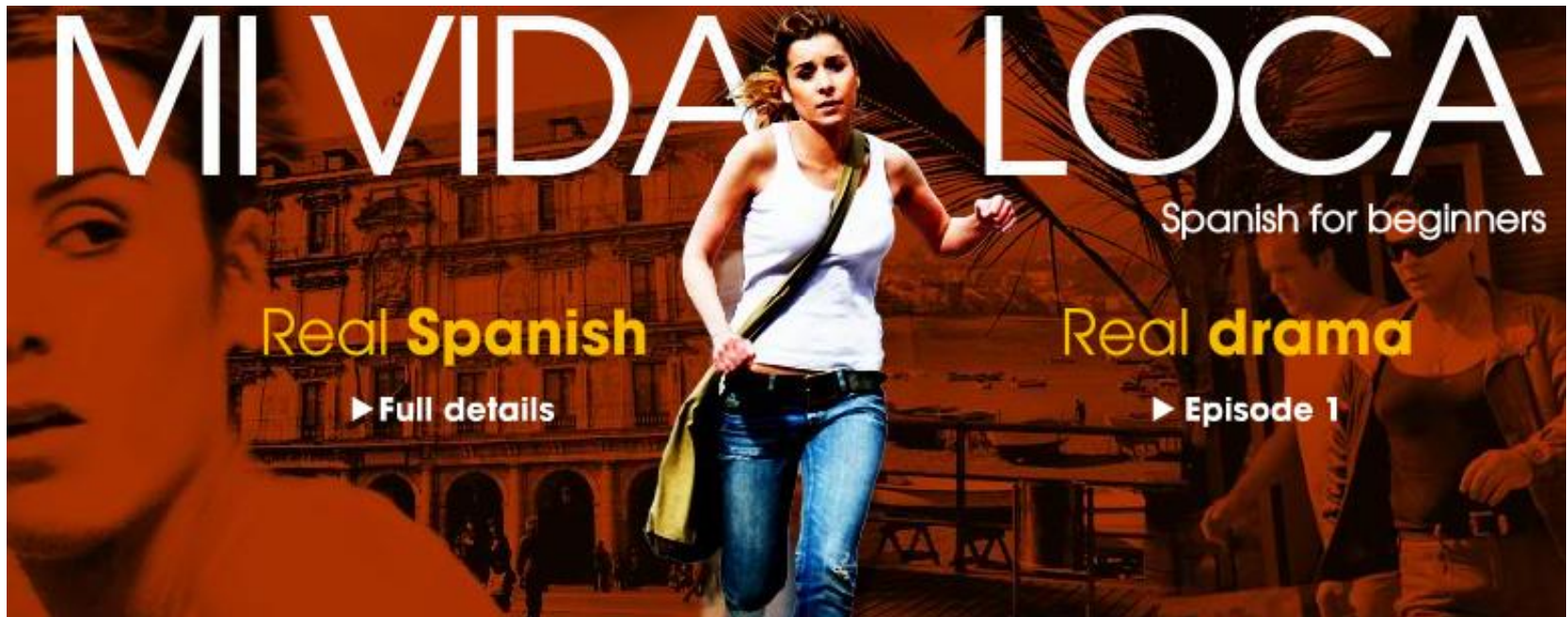
Práctica: YOU DO

- Following the book, complete the activity 4-5 on Page 10.

SIMON DICE: Let's review
commands...



Mi vida loca...

The banner features a central image of a woman in a white tank top and blue jeans running through a city street. The background is a warm, orange-toned collage of Spanish cityscapes and people. The title 'MI VIDA LOCA' is written in large, white, sans-serif capital letters across the top. Below the title, the text 'Spanish for beginners' is written in a smaller white font. On the left side, the phrase 'Real Spanish' is written in yellow, with a white play button icon and the text 'Full details' below it. On the right side, the phrase 'Real drama' is written in yellow, with a white play button icon and the text 'Episode 1' below it.

MI VIDA LOCA

Spanish for beginners

Real **Spanish**

▶ Full details

Real **drama**

▶ Episode 1

<http://www.bbc.co.uk/languages/spanish/mi-vidaloca/>